



2016 Land Rover Discovery Sport FREE NZ



Purchase Price **\$26,999**
Includes GST, Registration & Licensing

Indicative repayments
\$173.36 per week*
Based on a 48 month term & no deposit.
Total repayments (208) = **\$36,058.4**



Gain peace of mind with Mechanical Breakdown Insurance. **Ask us how.**



Top features
None Listed

Body Style
SUV / 4x4

Odometer
65,000 km

Engine
2000 cc, Internal Combustion


Fuel Type
Petrol

Transmission
Auto, All Wheel Drive

Wheels
-

VIN
-

Interior
Leather

Safety

Based on 2025 UCSR rating for 09-16 models

Reg No.
-

Ext Colour
White

History
Ex-Overseas

Seats
5 seats

CO2 Emissions
★ ★ ★ ☆ ☆ ☆
213 grams/km

Energy Economy
★ ☆ ☆ ☆ ☆ ☆
Annual fuel cost of \$3,570
9.1L per 100km


Cost per year is an estimate based on petrol price of \$2.80 per litre and an average distance of 14000 km. Emissions and Energy Economy figures standardised to 3P WLTP.

Stock ID: 7017



NELSON

Tasman Bay Motors | Phone 03 544 4212 | Email sales@tasmanbaymotors.co.nz
17 Salisbury Rd, Richmond, Nelson 7020, New Zealand
www.tasmanbaymotors.co.nz



* Tasman Bay Motors is not a lender nor a financial adviser. Any amounts displayed should not be seen as an offer of finance or taken as financial advice. The interest rate, fees and loan term used in this calculation may not actually represent those available from lenders. Actual interest rates, fees and loan terms will vary per lender and are typically based on an assessment of your credit risk and responsible lending criteria. Any repayment amounts displayed are indicative only and have been calculated using several other indicative inputs. The interest rate used in this calculation is an arbitrary 13.99%, however exact interest rates vary per lender. The term of the loan used in this calculation is 48 month. Exact terms available vary per lender although options typically include 6, 12, 18, 24, 36, 48 and 60 months. This calculation also includes two typical mandatory fees charged by lenders. These are an account admin fee of \$4.33 per month (other payment frequencies may be available) and a one-off establishment fee of \$338.00. Typically, this fee can be paid upfront or, as in this calculation, be capitalised over the contract term, ie. included in the loan amount. These fees can vary per lender and other non-mandatory fees and charges may also apply. The total amount of repayments has been calculated by multiplying 208 weekly repayments (based on a 48 month term) by the weekly repayment amount of \$173.36 which equals \$36,058.40. This calculator does not consider any of your own personal circumstances and we strongly suggest you seek budgeting advice prior to committing to any loan contract. Responsible lending criteria and lender terms and conditions will likely apply to any finalised loan contract. Proof of security and/or vehicle insurance may also be required before proceeding.